

- American Medical Group Association
- Cejka Search
- Daniel Stern & Associates
- Delta Physician Placement
- Hay Group
- Hospital & Healthcare Compensation Service
- Jackson & Coker
- Martin, Fletcher & Associates
- MD Network
- Medical Group Management Association
- Medicus Partners
- Merritt, Hawkins & Associates
- Pacific Cos.
- Pinnacle Health Group
- Sullivan, Cotter and Associates

ANESTHESIOLOGY

Compensation ranges from \$284,212 to \$453,000

Cejka	\$453,000	28%	% change 2005-06
MGMA	357,625	6	
Delta	351,983	NA	
Pacific	346,036	3	
AMGA	342,000	6	
Martin	335,000	3	
MDN	328,000	3	
Pinnacle	321,250	4	
Jackson	309,950	(2)	
Merritt	306,000	1	
Hay	305,600	8	
Sullivan	294,721	(2)	
HHCS	284,212	(2)	
Medicus	NA	NA	
Daniel Stern	NA	NA	

FAMILY PRACTICE

Compensation ranges from \$142,200 to \$190,000

AMGA	\$190,000	7%	% change 2005-06
MGMA	173,409	5	
MDN	173,000	6	
HHCS	172,066	3	
Delta	172,000	NA	
Cejka	171,700	(6)	
Medicus	170,900	4	
Sullivan	165,276	0	
Pacific	161,481	4	
Martin	160,000	3	
Hay	158,700	(9)	
Pinnacle	154,095	(1)	
Merritt	145,000	(3)	
Jackson	142,200	12	
Daniel Stern	NA	NA	

GENERAL SURGERY

Compensation ranges from \$249,700 to \$336,000

AMGA	\$336,000	5%	% change 2005-06
MGMA	325,968	6	
HHCS	311,990	11	
Medicus	292,350	7	
MDN	287,000	(1)	
Martin	285,000	(2)	
Sullivan	283,747	1	
Delta	283,371	NA	
Pacific	280,013	2	
Merritt	272,000	7	
Pinnacle	261,813	(2)	
Cejka	252,000	(11)	
Jackson	250,200	6	
Hay	249,700	(3)	
Daniel Stern	NA	NA	

NEUROLOGY

Compensation ranges from \$191,700 to \$254,071

MGMA	\$254,071	6%	% change 2005-06
Delta	251,725	NA	
Pacific	249,300	21	
Martin	240,000	9	
Medicus	238,419	6	
Cejka	231,300	2	
AMGA	222,000	4	
MDN	220,000	1	
Pinnacle	218,909	(7)	
Merritt	210,000	1	
Sullivan	197,650	2	
HHCS	196,111	15	
Jackson	193,900	7	
Hay	191,700	1	
Daniel Stern	NA	NA	

OBSTETRICS/GYNECOLOGY

Compensation ranges from \$219,000 to \$302,192

Delta	\$302,192	NA	% change 2005-06
AMGA	292,000	6%	
Pacific	290,032	2	
MGMA	277,521	2	
MDN	272,000	7	
Martin	265,000	2	
Medicus	261,401	3	
Pinnacle	240,182	3	
Sullivan	239,716	(1)	
Jackson	237,350	19	
Merritt	234,000	(5)	
Cejka	232,900	(16)	
HHCS	221,831	(1)	
Hay	219,000	(17)	
Daniel Stern	NA	NA	

Note: Figures represent average total annual compensation. Percentages rounded. Some companies are reporting preliminary results. Zero percentage change indicates increase or decrease less than 1%. NA = Not available NC = No change

CARDIOLOGY (non-invasive)

Compensation ranges from \$271,249 to \$458,012

Medicus	\$458,012	29%
Delta	451,159	NA
Pacific	415,211	3
AMGA	410,000	6
MGMA	393,138	5
Cejka	386,600	2
Pinnacle	372,222	16
Martin	365,000	3
MDN	350,000	5
Merritt	342,000	7
Sullivan	336,021	3
Jackson	325,000	(4)
Hay	307,800	(1)
HHCS	271,249	(8)
Daniel Stern	NA	NA

% change 2005-06

EMERGENCY MEDICINE

Compensation ranges from \$180,000 to \$262,017

Delta	\$262,017	NA
Daniel Stern	253,166	NA
Martin	250,000	16%
Pacific	248,603	(3)
AMGA	248,000	7
MGMA	245,579	8
HHCS	240,666	17
Sullivan	234,940	1
MDN	232,000	3
Merritt	230,000	(7)
Pinnacle	226,222	(3)
Jackson	219,000	(11)
Hay	208,400	(10)
Cejka	180,000	(17)
Medicus	NA	NA

% change 2005-06

HOSPITALIST

Compensation ranges from \$147,200 to \$198,020

Pacific	\$198,020	9%
AMGA	198,000	12
Delta	193,217	NA
MGMA	192,461	4
Cejka	190,700	(4)
Medicus	187,800	7
Jackson	187,500	NA
MDN	181,000	7
Martin	180,000	3
HHCS	179,810	10
Pinnacle	176,000	9
Merritt	175,000	2
Sullivan	170,420	1
Hay	147,200	(12)
Daniel Stern	NA	NA

% change 2005-06

INTERNAL MEDICINE

Compensation ranges from \$161,200 to \$192,000

AMGA	\$192,000	6%
MGMA	188,464	7
Medicus	188,000	13
Delta	187,407	NA
HHCS	185,364	10
Pacific	183,109	7
MDN	179,000	5
Cejka	177,400	(4)
Martin	170,000	3
Sullivan	168,339	1
Jackson	167,000	6
Pinnacle	162,407	(7)
Merritt	162,000	1
Hay	161,200	(10)
Daniel Stern	NA	NA

% change 2005-06

ONCOLOGY

Compensation ranges from \$216,550 to \$396,104

MGMA	\$396,104	6%
Medicus	366,560	7
MDN	324,000	5
Delta	323,750	NA
AMGA	323,000	13
HHCS	312,243	22
Martin	300,000	3
Cejka	298,800	11
Merritt	276,000	(2)
Pacific	270,221	4
Pinnacle	261,667	(19)
Sullivan	258,331	2
Hay	245,500	1
Jackson	216,550	(3)
Daniel Stern	NA	NA

% change 2005-06

ORTHOPEDIC¹

Compensation ranges from \$296,200 to \$488,966

HHCS	\$488,966	NA
Delta	457,362	NA
MGMA	456,669	NA
Medicus	440,200	NA
Pacific	421,241	NA
Martin	410,000	NA
Pinnacle	408,214	NA
Sullivan	383,533	NA
Cejka	375,000	NA
Merritt	370,000	NA
Hay	367,200	NA
MDN	363,000	NA
Jackson	296,200	NA
AMGA	NA	NA
Daniel Stern	NA	NA

% change 2005-06

Note: Figures represent average total annual compensation. Percentages rounded. Some companies are reporting preliminary results.

Zero percentage change indicates increase or decrease less than 1%. NA = Not available NC = No change

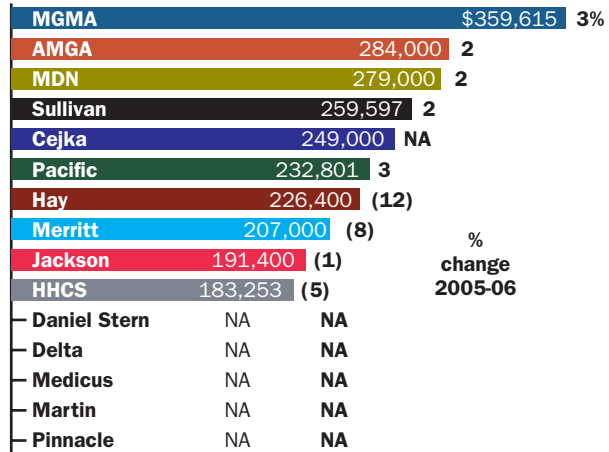
¹Percentage-change figures not available because the specialty is newly added for 2006.

Special Feature



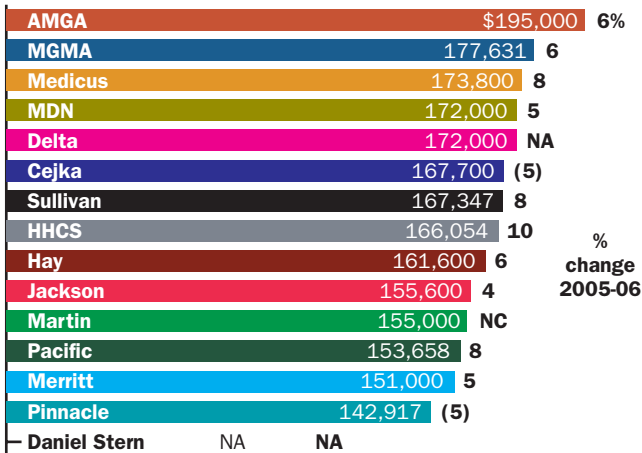
PATHOLOGY

Compensation ranges from \$183,253 to \$359,615



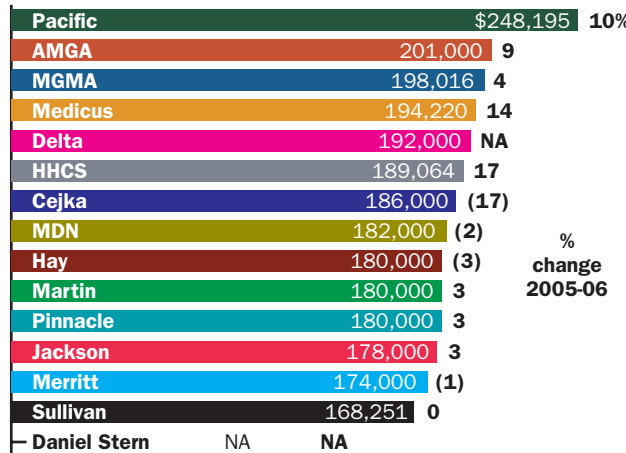
PEDIATRICS

Compensation ranges from \$142,917 to \$195,000



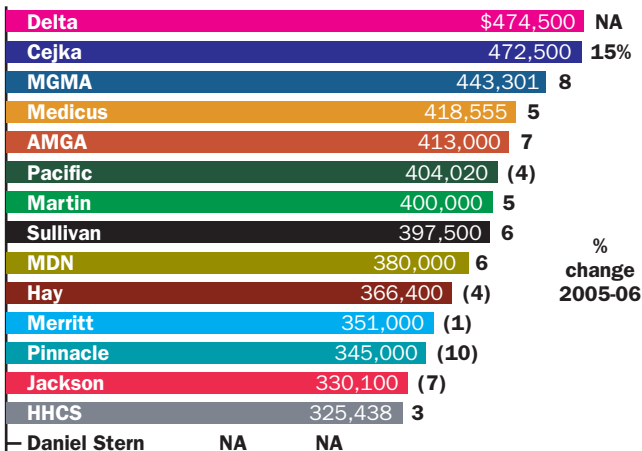
PSYCHIATRY

Compensation ranges from \$168,251 to \$248,195



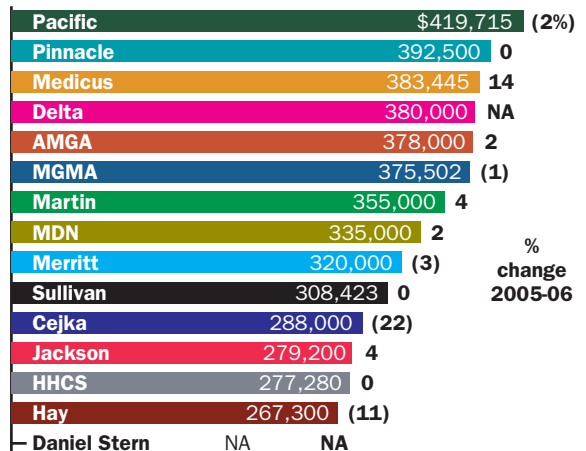
RADIOLOGY

Compensation ranges from \$325,438 to \$474,500



UROLOGY

Compensation ranges from \$267,300 to \$419,715



Note: Figures represent average total annual compensation. Percentages rounded. Some companies are reporting preliminary results. Zero percentage change indicates increase or decrease less than 1%. NA = Not available NC = No change